

## Ordering Poster Printing for Pick Up at ATC 2026

### Poster Size and Pricing for Plan Ahead Orders

Below are the poster size options selected for the optimal fit on ATC's poster boards. Custom sizes can also be ordered. Posters must be no larger than 68" wide by 45" high (172.7cm x 114.3cm). Material descriptions follow.

Size	34" high x 68" wide (86.4cm x 172.7cm)	36" high x 64" wide (91.4cm x 162.6cm)
Premium Matte Paper	\$ 104.36	\$ 104.00
Photo Glossy Paper	\$ 118.81	\$ 118.40
Premium Satin Paper	\$ 118.81	\$ 118.40
Matte Vinyl	\$ 142.89	\$ 142.40
Poly Matte	\$ 144.02	\$ 143.52
Gloss Lamination	\$ 144.50	\$ 144.00
Matte Lamination	\$ 154.13	\$ 153.60
Foldable Fabric	\$ 168.58	\$ 168.00

Size	34" high x 68" wide (86.4cm x 172.7cm)	36" high x 64" wide (91.4cm x 162.6cm)	45" high x 60" wide (114.3cm x 152.4cm)
Premium Matte Paper	\$ 104.36	\$ 104.00	\$ 121.88
Photo Glossy Paper	\$ 118.81	\$ 118.40	\$ 138.75
Premium Satin Paper	\$ 118.81	\$ 118.40	\$ 138.75
Matte Vinyl	\$ 142.89	\$ 142.40	\$ 166.88
Poly Matte	\$ 144.02	\$ 143.52	\$ 168.19
Gloss Lamination	\$ 144.50	\$ 144.00	\$ 168.75
Matte Lamination	\$ 154.13	\$ 153.60	\$ 180.00
Foldable Fabric	\$ 168.58	\$ 168.00	\$ 196.88

### On-Site Services and Additional Options

Service	Price
Shipping to Conference	\$ 15.00
Hang Poster on Display Board	\$ 24.95
Return Shipping (each additional poster is \$7.50 more)	\$ 39.00
Color Handouts - 8.5 x 11	\$ 1.00



Color Handouts - 8.5 x 14	\$ 1.35
Color Handouts - 11 x 17	\$ 1.75
Poster Carry Tube with Strap	\$ 27.00

**Deadlines**

Plan Ahead order deadline is **1:00 PM Central Time on Tuesday, June 9, 2026.**

RUSH order deadline is **1:00 PM Central Time on Monday, June 15, 2026. (Rush Fee - \$50 Per Order)**

**Ordering**

PDF is preferred. PowerPoint is also acceptable. Please add your Poster Number to start of filename.

**Secured Electronic Payment**

Genigraphics accepts MasterCard®, Visa®, Discover® and American Express®.

We provide secure payment processing using SSL and have PCI-DSS Certification.

## Material Selection

Material	Recommended Use
<b>Premium Matte Paper</b>	<ul style="list-style-type: none"> <li>• Our most economical material</li> <li>• Durable 45lb poster stock</li> <li>• Great choice for prints that consist mainly of text, tables and charts</li> </ul>
<b>Premium Satin</b>	<ul style="list-style-type: none"> <li>• Heavyweight poster grade paper with a premium satin finish</li> <li>• Smudge-free satin finish reduces glare while producing vivid colors and sharp images</li> </ul>
	<ul style="list-style-type: none"> <li>• Ideal for poster printing. Best value for one-time use</li> </ul>
<b>Photo Glossy Paper</b>	<ul style="list-style-type: none"> <li>• 7 mil poster grade paper</li> <li>• Our most popular choice</li> <li>• Delivers vibrant color and exceptional image reproduction</li> </ul>
<b>Poly Matte</b>	<ul style="list-style-type: none"> <li>• Premium lightweight material that is tear-resistant and water-resistant for a lasting display and easy handling</li> </ul>
	<ul style="list-style-type: none"> <li>• Smooth, matte finish to prevent glare</li> </ul>
	<ul style="list-style-type: none"> <li>• Vibrant color and image quality</li> </ul>
	<ul style="list-style-type: none"> <li>• Durability that is essential for longer term indoor displays, multiple showings, travel</li> </ul>
<b>Foldable Fabric</b>	<ul style="list-style-type: none"> <li>• Fold it up and pack it your carry on luggage</li> <li>• Same great color and high-quality images as our paper posters</li> </ul>
	<ul style="list-style-type: none"> <li>• Wrinkle-resistant so no creases</li> </ul>
	<ul style="list-style-type: none"> <li>• Neat edges for a professional appearance</li> </ul>
<b>Laminated Paper</b>	<ul style="list-style-type: none"> <li>• Our laminations are 'hot-applied' to both sides of your print for full encapsulation with an overall thickness of approximately 16 mils</li> </ul>
	<ul style="list-style-type: none"> <li>• For long term display, choose gloss lamination or our anti-glare matte lamination</li> </ul>
	<ul style="list-style-type: none"> <li>• Heavier weight than the Poly Matte which is also great for long term display</li> </ul>
<b>Matte Vinyl</b>	<ul style="list-style-type: none"> <li>• Printed at 720dpi on a rugged 13-oz material</li> <li>• Option to have the edges hemmed and grommets added at no extra charge (please specify in the Special Instructions if you want hems and/or grommets)</li> </ul>

### Pick Up

Poster Pick Up will be outside the Exhibit Hall.

### Contact Genigraphics

[info@genigraphics.com](mailto:info@genigraphics.com) +1-913-441-1410 (Monday-Friday 9am – 5pm Central)

## FAQs

### ORDERING

#### How do I order a poster?

- Please have your Permanent Abstract number and go to <https://www.genigraphics.com/ATC>
- After you create an account, you will enter your Permanent Abstract number to order printing.
- To Pick Up your poster at the meeting, select Turnaround Time: Deliver Direct to Conference.
- Please add your Permanent Abstract # to the beginning of your poster's file name.

#### How do I order multiple posters?

- To order multiple posters, please select each abstract individually. Once you have added the first poster to your shopping cart, select Add Additional Poster(s).

#### How can I view the status of my order or access my receipt?

- Please log in at [www.genigraphics.com/account](http://www.genigraphics.com/account)
- Click Show Orders to see the processing and billing status
- Click on your Order Number to view or download your receipt

#### What if I discover an error in my poster file after I submit my order?

- Please log in as described in the above bullet point.
- After clicking on your Order #, please click "Remove File" and then "Add File"
- If we have not started processing your file, you will be able to replace it. If processing has begun, you will get a message stating this. At this point, you will need to place a new order.

#### Proof approval?

- Due to the large number of posters that need processed for our conferences, we do not have the staff necessary to provide proofs.
- To see a proof, simply save to PDF. We print directly from PDF so this is what we would send as a proof. We only print poster sizes proportional to the file's slide size so viewing your file at the corresponding view percentage is exactly what the print will be. For example, if your file is going to be printed 2X larger than the slide size, please view at 200%.

#### How do I know if my poster file has the same RATIO as my print order?

- For PowerPoint, select the Design tab of the toolbar ribbon
- Select Slide Size in near the far-right end of the toolbar.
- Select Custom Slide Size.
- For more information, see our gif tutorial at <https://www.genigraphics.com/fileprep>

### FILE TYPE

#### Margins

- A **0.5 inch (1.27cm) print margin** is needed. No text or images should be in this margin.

#### Crop and bleed marks

- PDFs should be print ready with **NO crop or bleed marks**.

#### File types

- Adobe PDF and PowerPoint files.
- **PDF files are preferred** as PowerPoint files can sometimes shift images and graphs during the printing process. This is especially true for PowerPoint files created with a Mac.

## Saving to PDF

- Please be sure to use “Save as PDF” rather than Print to PDF

## Can I use my own template or an existing poster file?

- Yes, other templates are acceptable.
- Please check that the size of your slide will scale to the print size you want. (see ratios above)

## FIGURES

### Pasting tables and charts so they enlarge with high resolution

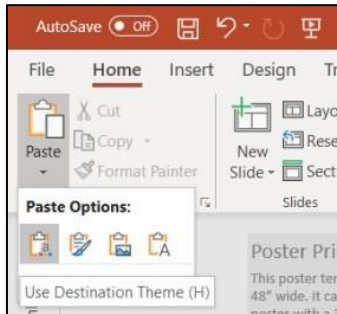
- To import an existing table or chart from Word, Excel or another PowerPoint file, the most important step is to NOT paste as image.
- Be sure to copy & paste just the table or chart first, then copy & paste the title or any captions separately. Otherwise, it will convert to a low-resolution image that will look choppy at full poster size. In Word, move your mouse over the table until you see the selection icon in the upper-left corner of the table. Then click copy or type CTRL+C.
- Now paste into your poster file using the option for **"Use Destination Theme"** to match the rest of the poster, or **"Keep Source Formatting"** to retain colors and font styling from the original Word or Excel file. You should now be able to adjust the size of the table or chart as well as the font size without any resolution issues.

Table 2. Association between number of sinus infections the last 3 months and AR control

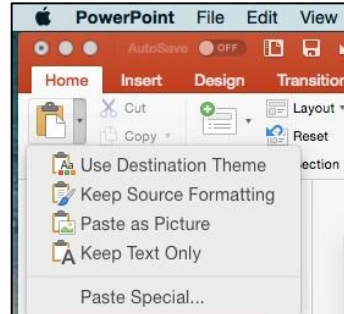
	Univariate		Multivariable <sup>1</sup>	
	RR <sup>2</sup>	P value	RR <sup>2</sup>	P value
<b>RCAT score</b>	0.90	< 0.001	0.92	< 0.001
	(0.87 – 0.94)		(0.89 – 0.96)	
<b>Poor AR control<sup>3</sup></b>	1.89	0.008	1.70	0.031
	(1.18 – 3.04)		(1.05 – 2.74)	

<sup>1</sup>Controlling for age, gender, smoking history, asthma and use of any allergy medication (antihistamine or intranasal corticosteroid spray)  
<sup>2</sup>Relative risk  
<sup>3</sup>RCAT score < 22

PC



Mac



### Ensuring images enlarge with high resolution

- The key is to not distort the dimensions and, of course, to start with a high-resolution image. Once you paste the image into your poster, Right Click and select Format Size and Position. Next, under the Size dropdown, make sure “Lock Aspect Ratio” and “Relative to original picture size” are checked.
- Place graphics such as digital photos or logo art in your poster file by selecting the "Insert, Picture" command or using standard copy & paste procedures.
- For best results all graphic elements should be a minimum of 150dpi (dots per inch) in their final printed size, and 300dpi is ideal.
- Please note that graphics from websites (such as the logos on your hospital's or university's home page) will quite often only be 72dpi and are not suitable for poster printing.

## TEXT

### Font Selection

- Sans-serif fonts such as Calibri, Franklin Gothic, or Gill Sans are easier to read on posters that are being read from 3 or more feet away.

### Font size

- Recommended fonts for reading from a distance of 4-5 feet.
  - Title: 72pt or larger
  - Authors/Affiliations: 40-60pt
  - Headers: 48pt
  - Body text: 28pt minimum, 32-40pt is ideal
  - Captions: 24pt

### Other font considerations

- For consistency, use the same font for all body text.
- Use the same size font for like elements (i.e. - all section headers at 48pt)
- Try not to use more than two font types in the entire poster.
- Do not use Comic Sans font. Ever. Seriously.

## COLOR

### Color contrast

- The most important thing to remember about color combinations is contrast. Use a **dark font on a light background for the main body text** as this will be the easiest for your viewers to read. Black, dark gray, or dark blue text on a white or off-white background is a good choice for maximum acuity with minimal eye strain. For areas such as the title or section headers, use a light-colored font on a dark background.

### How will your printed colors compare to your screen

- The colors on your monitor are "additive" - in other words, various wavelengths of *projected light* are combined to create a specific color. Blue and red make purple, red and green make yellow, blue/red/green combine to yield white, and so on. Printed colors, on the other hand, are "subtractive" - combinations of cyan, magenta, yellow, and black ink are layered to *absorb light* until a specific color is achieved. As a result, printed colors will always appear different, often somewhat darker, than what you see on your screen. The dark blues in PowerPoint tend to print with more of a purplish color. The oranges tend to print more reddish, or even toward brown.

### Other color considerations

- Try not to use more than 2-3 colors throughout the entire poster.
- Use the poster's color theme throughout all charts and tables for consistency.
- Avoid large, distracting background images and patterns.
- Avoid using red and green in combination because some people have difficulty distinguishing between the two.

For more details on preparing your file, please go to <https://www.genigraphics.com/fileprep>



## Screenshot Instructions for Ordering Poster Printing

Go to <https://www.genigraphics.com/ATC>

### American Transplant Congress: Poster Session Services



American Transplant Congress

Links open in new tab/window.

Plan Ahead order deadline is **1:00 PM CT on Tuesday, June 9, 2026**  
RUSH order deadline is **1:00 PM CT on Monday, June 15, 2026** (rush fee applies)

[Conference Website](#)

[ResearchPosters.com](#)

American Transplant Congress has partnered with Genigraphics to provide poster printing and onsite delivery services for the American Transplant Congress. Place your order by the deadline above to have your poster waiting for you at the meeting in Boston.

Click the expand symbol (+) of each section to view complete details.

#### + POSTER SESSION SCHEDULE

#### + POSTER FORMAT REQUIREMENTS & FREE POWERPOINT TEMPLATES

#### + POSTER PRINTING & HANGING SERVICES

[Click for PDF with Pricing, FAQ & Step-by-Step Instructions](#)



Already registered: Please sign in

Email Address:

Password:

Remember me on this computer

[I forgot my password](#)

[Sign In](#)

First visit: Create a new account

Name:

Email Address:

Confirm Email:

Password:

Confirm Password:

Password Reminder Question:

Select a question

Your Answer:

[Create Account](#)



## American Transplant Congress: Poster Session Services



American Transplant Congress

Links open in new tab/window.

Plan Ahead order deadline is **1:00 PM CT on Tuesday, June 9, 2026**  
RUSH order deadline is **1:00 PM CT on Monday, June 15, 2026** (rush fee applies)

[Conference Website](#)

[ResearchPosters.com](#)

American Transplant Congress has partnered with Genigraphics to provide poster printing and onsite delivery services for the American Transplant Congress. Place your order by the deadline above to have your poster waiting for you at the meeting in Boston.

Click the expand symbol (⊕) of each section to view complete details.

### ⊕ POSTER SESSION SCHEDULE

### ⊕ POSTER FORMAT REQUIREMENTS & FREE POWERPOINT TEMPLATES

### ⊕ POSTER PRINTING & HANGING SERVICES

**All Poster Presenters are required to display a printed poster.** Genigraphics offers free design reviews, on-site delivery, and can even hang your poster on the display board. We print from all of the major presentation and design applications: PowerPoint, Illustrator, InDesign, Keynote, and more. No one matches our personal service, quality printing, and attention to detail.

Please note that if your file's page size does not match the order, we will change your order for your convenience to a size that is proportional to your file and within ATC's guidelines. There will be no increase in cost or anything further for you to do unless we contact you. Please click the + sign for step 2 when ordering for instructions on how to confirm that your file and order match.


Plan Ahead order deadline is **1:00 PM Central Time on Tuesday, June 9, 2026.**

RUSH order deadline is **1:00 PM Central Time on Monday, June 15, 2026.**

A Rush Fee of \$50.00 will apply to orders received after the Plan Ahead Deadline on Tuesday, June 9, 2026.

Enter Poster or Abstract Number

**GO**





## POSTER PRINTING & HANGING SERVICES


All Poster Presenters are required to display a printed poster. Genigraphics offers free design reviews, on-site delivery, and can even hang your poster on the display board. We print from all of the major presentation and design applications: PowerPoint, Illustrator, InDesign, Keynote, and more. No one matches our personal service, quality printing, and attention to detail.

Please note that if your file's page size does not match the order, we will change your order for your convenience to a size that is proportional to your file and within ATC's guidelines. There will be no increase in cost or anything further for you to do unless we contact you. Please click the + sign for step 2 when ordering for instructions on how to confirm that your file and order match.

Plan Ahead order deadline is **1:00 PM Central Time on Tuesday, June 9, 2026.**

RUSH order deadline is **1:00 PM Central Time on Monday, June 15, 2026.**

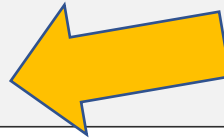
A Rush Fee of \$50.00 will apply to orders received after the Plan Ahead Deadline on Tuesday, June 9, 2026.

Enter Poster or Abstract Number  

**Poster No: Demo** **Poster Title**  
demo

**NOTE: If multiple titles are listed, select the correct Title and click Order Poster below.  
If the correct Title is not listed, please enter a different number.**

[Order Poster](#)





## POSTER PRINTING & HANGING SERVICES

All Poster Presenters are required to display a printed poster. Genigraphics offers free design reviews, on-site delivery, and can even hang your poster on the display board. We print from all of the major presentation and design applications: PowerPoint, Illustrator, InDesign, Keynote, and more. No one matches our personal service, quality printing, and attention to detail.

Please note that if your file's page size does not match the order, we will change your order for your convenience to a size that is proportional to your file and within ATC's guidelines. There will be no increase in cost or anything further for you to do unless we contact you. Please click the + sign for step 2 when ordering for instructions on how to confirm that your file and order match.

Plan Ahead order deadline is **1:00 PM Central Time on Tuesday, June 9, 2026.**

RUSH order deadline is **1:00 PM Central Time on Monday, June 15, 2026.**

A Rush Fee of \$50.00 will apply to orders received after the Plan Ahead Deadline on Tuesday, June 9, 2026.

Click the expand symbol (+) of each section to view complete details.

### STEP 1:

+ Choose the Turnaround Time for this order.

Turnaround Time:

Delivery Date: Deliver by Thursday, June 18

### STEP 2:

+ Choose the Size, Quantity, and Paper Finish.

Poster Size (H x W):  in  cm  Or Custom Size:  x

Quantity:  Finish:

### STEP 3:

+ Choose additional options.

Color Handouts:  Quantity per poster:

Poster Tube:  Adjusts from 28" to 50", with carry strap (\$27.00)

### STEP 4:

+ Choose On-site Services.

Poster Hanging Service: YES  NO  \$24.95 for each poster

Return Shipping Service: YES  NO  \$39.00 for 1st poster, \$7.50 for each additional

### STEP 5:

+ Select the ePoster file(s) to be printed

Type of File:

Items: \$39.00

Shipping: \$0.00

Total Estimate: \$39.00



## POSTER PRINTING & HANGING SERVICES

All Poster Presenters are required to display a printed poster. Geniographics offers free design reviews, on-site delivery, and can even hang your poster on the display board. We print from all of the major presentation and design applications: PowerPoint, Illustrator, InDesign, Keynote, and more. No one matches our personal service, quality printing, and attention to detail.

Please note that if your file's page size does not match the order, we will change your order for your convenience to a size that is proportional to your file and within ATC's guidelines. There will be no increase in cost or anything further for you to do unless we contact you. Please click the + sign for step 2 when ordering for instructions on how to confirm that your file and order match.

Plan Ahead order deadline is **1:00 PM Central Time on Tuesday, June 9, 2026.**

RUSH order deadline is **1:00 PM Central Time on Monday, June 15, 2026.**

A Rush Fee of \$50.00 will apply to orders received after the Plan Ahead Deadline on Tuesday, June 9, 2026.

Click the expand symbol (+) of each section to view complete details.

### STEP 1:

+ Choose the Turnaround Time for this order.

Turnaround Time: Deliver Direct To Conference

Delivery Date: Deliver by Thursday, June 18

### STEP 2:

+ Choose the Size, Quantity, and Paper Finish.

Poster Size (H x W):  in  cm  
36in x 64in Or Custom Size: height x width

Quantity: 1 Finish: Photo Glossy Paper

### STEP 3:

+ Choose additional options.

Color Handouts: 8.5 x 11 (\$1.00 each) Quantity per poster: 0

Poster Tube: 0 Adjusts from 28" to 50", with carry strap (\$27.00)

### STEP 4:

+ Choose On-site Services.

Poster Hanging Service: YES  NO  \$24.95 for each poster

Return Shipping Service: YES  NO  \$39.00 for 1st poster, \$7.50 for each additional

### STEP 5:

+ Select the ePoster file(s) to be printed

Click to Start Upload... DEMO.pdf 6 KB 0%

Type of File: PDF file is preferred. If PPT, please click to select version

Items: \$39.00

Shipping: \$0.00

Total Estimate: \$39.00



## POSTER PRINTING & HANGING SERVICES

All Poster Presenters are required to display a printed poster. Genigraphics offers free design reviews, on-site delivery, and can even hang your poster on the display board. We print from all of the major presentation and design applications: PowerPoint, Illustrator, InDesign, Keynote, and more. No one matches our personal service, quality printing, and attention to detail.

Please note that if your file's page size does not match the order, we will change your order for your convenience to a size that is proportional to your file and within ATC's guidelines. There will be no increase in cost or anything further for you to do unless we contact you. Please click the + sign for step 2 when ordering for instructions on how to confirm that your file and order match.

Plan Ahead order deadline is **1:00 PM Central Time on Tuesday, June 9, 2026.**

RUSH order deadline is **1:00 PM Central Time on Monday, June 15, 2026.**

A Rush Fee of \$50.00 will apply to orders received after the Plan Ahead Deadline on Tuesday, June 9, 2026.

Click the expand symbol (+) of each section to view complete details.

### STEP 1:

+ Choose the Turnaround Time for this order.

Turnaround Time:

Delivery Date: Deliver by Thursday, June 18

### STEP 2:

+ Choose the Size, Quantity, and Paper Finish.

Poster Size (H x W):  in  cm  
 Or Custom Size:  x

Quantity:  Finish:

### STEP 3:

+ Choose additional options.

Color Handouts:  Quantity per poster:

Poster Tube:  Adjusts from 28" to 50", with carry strap (\$27.00)

### STEP 4:

+ Choose On-site Services.

Poster Hanging Service: YES  NO  \$24.95 for each poster

Return Shipping Service: YES  NO  \$39.00 for 1st poster, \$7.50 for each additional

File:

Items Total: \$181.95



Genigraphics is not responsible for shipments lost or delayed once they are handed off to the shipping carrier.



## American Transplant Congress: Poster Session Services

### SHOPPING CART

Order Date: April 13, 2026

Turnaround Time:

Delivery Date: Deliver by Thursday, June 18

Item:  Size:  Qty:  Price:  Subtotal:

File:  [PDF]

Item:  Qty:  Price:  Subtotal:

Item:  Qty:  Price:  Subtotal:

**Items Total: \$181.95**

[Add Additional Poster\(s\)](#)

[Proceed to Checkout](#)





## American Transplant Congress: Poster Session Services

<b>SHOPPING CART</b> Order Date: April 13, 2026	Turnaround Time: <input type="text" value="Deliver Direct To Conference"/>
	Delivery Date: Deliver by Thursday, June 18

### Billing Address

Bold = required fields

**Name**

Company / Organization

Department

**Address**

City

State / Province

Country

Phone

Bill shipping to FedEx Account

### Shipping Address

**Name**

Company / Organization

Department

**Address**

City

State / Province  Zip / Postal Code

Country

Phone  Ext.

Residential Address  Commercial Address

### Payment Information

Type of Card

Credit Card Number

Expiration Date

Name on Card

### Contact Information

Please let us know how you can be reached should we have questions regarding your order.

Phone

Email

### Special Instructions

Add any special instructions for this order here.

Items Total: \$181.95



**Proceed to Return Shipping Information**

*Please note: This action WILL NOT charge your credit card.*



## American Transplant Congress: Poster Session Services

<b>SHOPPING CART</b> Order Date: April 13, 2026	Turnaround Time: <input type="text" value="Deliver Direct To Conference"/>
	Delivery Date: Deliver by Thursday, June 18

You have selected the RETURN SHIPPING option. Please provide an address where you would like the poster(s) shipped after the conference.

	<b>Billing Address</b>		<b>Return Shipping Address</b>
	<b>Bold = required fields</b>		<input type="checkbox"/> Same as Billing Address
<b>Name</b>		<b>Name</b>	
Company / Organization		Company / Organization	
Department		Department	
<b>Address</b>		<b>Address</b>	
City		City	
State / Province		State / Province	
Country		Country	
Phone		Phone	

<b>Order Total: \$181.95</b>		<b>Proceed to Shipping Calculation &amp; Order Summary</b> <i>Please note: This action WILL NOT charge your credit card.</i>
------------------------------	--	---



<b>SHOPPING CART</b>	<b>Turnaround Time:</b> Deliver Direct To Conference <b>Delivery Date:</b> Deliver by Thursday, June 18
Order Date: April 13, 2026	

Billing Address

Payment Information
Type of Card
Card Number
Expiration
Name on Card
Contact Information
Phone 9134411410
Email dillon@genigraphics.com

Shipping Address
Dillon Hall
Thomas Michael Menino Convention & Exhibition Ctr
415 Summer St
Boston MA 02210
United States
913-441-1410

Bill shipping to FedEx Account : Residential:  Commercial:

Order Details				
Item	Size	Quantity	Unit Price	Subtotal
ATC2026 Poster - Photo Glossy Paper	36in x 64in	1	\$118.00	\$118.00
File: ATC2026_Demo1_DEMO_UploadID-115741.pdf [PDF]				
Hang Poster on Display Board		1	\$24.95	\$24.95
Return Shipping		1	\$39.00	\$39.00

Special Instructions
Add any special instructions for this order here.

Return Shipping Address

Credit cards are not charged until we begin to process the order. If you see a pending charge before this, it is an authorization hold to ensure the funds are available.

Every order receives a free design review prior to printing. If changes need to be made, we will contact you for approval. If there are no questions or concerns, you will not be contacted. By clicking on PLACE ORDER, customer agrees to the [Payments and Returns Policy](#).

<b>Subtotal:</b>	<b>\$181.95</b>
<b>Shipping:</b>	<b>\$10.00</b>
<b>IL Sales Tax 8.100%:</b>	<b>0.00</b>
<b>Order Total:</b>	<b>\$191.95</b>

**NOTE: Do not click Place Order more than once or it will cause multiple billing.**

Place Order

*Please note: This action WILL NOT charge your credit card.*

