

## Ordering Poster Printing to be Picked Up at OARSI Forum 2026

### Poster Size and Pricing for Plan Ahead Orders

Posters should be no larger than 45-inches high and 45-inches wide (114.3 cm high by 114.3 cm wide) landscape. Our above templates for printing at the 45" x 45" size are sized 45" x 45" and will be printed at 100%. Custom sizes can also be ordered. Please see next page for descriptions of the material options.

Material	45" high x 45" wide
Premium Matte Paper	\$91
Premium Satin Paper	\$104
Photo Glossy Paper	\$104
Poly Matte	\$126
Foldable Fabric	\$148
Matte Lamination	\$135
Matte Vinyl	\$125

Service	Price
Shipping to Conference before Plan Ahead Deadline	\$ 12
Color Handouts 8.5"x11"	\$ 1.00
Color Handouts 8.5"x14"	\$ 1.35
Color Handouts 11"x17"	\$ 1.75
Poster Carry Tube	\$ 27

### Deadlines

Plan Ahead order deadline is **1:00 PM Central Time on Friday, April 10, 2026.**

RUSH order deadline is **1:00 PM Central Time on Tuesday, April 14, 2026.**

A Rush Fee of \$50.00 will apply to orders received after the Plan Ahead Deadline on April 10, 2026.

### Ordering

PowerPoint and PDF are acceptable.

Please add your poster number to the beginning of your file name.

### Contact Genigraphics

[info@genigraphics.com](mailto:info@genigraphics.com)

+1-913-441-1410 (Monday-Friday 9am – 5pm Central)

Toll free at 1-800-790-4001 (US and Canada)

## Material Selection

Material	Recommended Use
<b>Premium Matte Paper</b>	<ul style="list-style-type: none"> <li>• Our most economical material</li> <li>• Durable 45lb poster stock</li> <li>• Great choice for prints that consist mainly of text, tables and charts</li> </ul>
<b>Premium Satin</b>	<ul style="list-style-type: none"> <li>• Heavyweight poster grade paper with a premium satin finish</li> <li>• Smudge-free satin finish reduces glare while producing vivid colors and sharp images</li> <li>• Ideal for poster printing. Best value for one-time use</li> </ul>
<b>Photo Glossy Paper</b>	<ul style="list-style-type: none"> <li>• 7 mil poster grade paper</li> <li>• Our most popular choice</li> <li>• Delivers vibrant color and exceptional image reproduction</li> </ul>
<b>Poly Matte</b>	<ul style="list-style-type: none"> <li>• Premium lightweight material that is tear-resistant and water-resistant for a lasting display and easy handling</li> <li>• Smooth, matte finish to prevent glare</li> <li>• Vibrant color and image quality</li> <li>• Durability that is essential for longer term indoor displays, multiple showings and travel</li> </ul>
<b>Foldable Fabric</b>	<ul style="list-style-type: none"> <li>• Fold it up and pack it your carry on luggage</li> <li>• Same great color and high-quality images as our paper posters</li> <li>• Wrinkle-resistant so no creases</li> <li>• Neat edges for a professional appearance</li> </ul>
<b>Laminated Paper</b>	<ul style="list-style-type: none"> <li>• For long term display, choose gloss lamination or our anti-glare matte lamination</li> <li>• Our laminations are 'hot-applied' to both sides of your print for full encapsulation with an overall thickness of approximately 16 mils</li> <li>• Heavier weight than the Poly Matte which is also great for long term display</li> </ul>
<b>Matte Vinyl</b>	<ul style="list-style-type: none"> <li>• Printed at 720dpi on a rugged 13-oz material</li> <li>• Option to have the edges hemmed and grommets added at no extra charge (please specify in the Special Instructions if you want hems and/or grommets)</li> </ul>

## FAQs

### How do I start the process for ordering a poster?

- Please have your Poster number and go to <https://www.genigraphics.com/oarsi>
- Go to the Poster Printing section and create a Genigraphics account.
- Enter your Poster #.
- For step-by-step screenshot instructions, please see page 5.

### Do I have to finish my poster all at one time?

- No, you can download the free PowerPoint® templates and work on it at your convenience.

### How do I order multiple posters?

- To order multiple posters, please select each abstract individually. Once you have added the first poster to your shopping cart, select Add Additional Poster(s).

### How can I view the status of my order or access my receipt?

- Please go to <https://www.genigraphics.com/oarsi>
- Click View Your Existing Order then click Show Orders to see the processing and billing status
- Click on your Order # to view your receipt

### What if I discover an error in my poster file after I submit my order?

- Please go to <https://www.genigraphics.com/oarsi>, enter your poster number and select "Replacement."
- If we have not started processing your file, you will see "This order has not yet been processed. Please [click here](#) to select the order, remove your original file and upload a new file."
- A PDF of your order will open; please click "Remove File" and then "Add File."
- If processing has begun, you will get a message stating this. In this case, you will need to purchase a new order.

### File types are accepted?

- Adobe PDF and PowerPoint files.

### Crop and bleed marks?

- PDFs should be print ready with NO crop or bleed marks.

### Proof approval?

- Due to the large number of posters that need processed for our conferences, we do not have the staff necessary to provide proofs.
- To see a proof, simply save to PDF. We print directly from PDF so this is what we would send as a proof. We only print poster sizes proportional to the file's slide size so viewing your file at the corresponding view percentage is exactly what the print will be. For example, if your file is going to be printed 2X larger than the slide size, please view at 200%.

### Can I use my own template or an existing poster file?

- Yes, other templates are acceptable.
- Please check that the size of your poster slide will scale to the print size you want. (see below)

### How do I know if my poster file has the same ratio as my print order?

- For PowerPoint, select the Design tab of the toolbar ribbon

- Select Slide Size in near the far-right end of the toolbar.
- Select Custom Slide Size.
- For more information, see our gif tutorial at <https://www.genigraphics.com/fileprep>

## Pasting tables and charts so they enlarge with high resolution

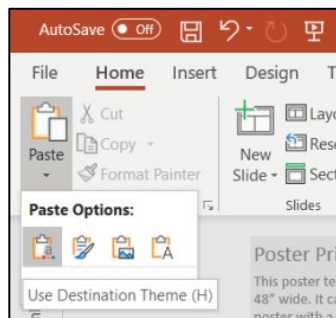
- To import an existing table or chart from Word, Excel or another PowerPoint file, the most important step is to NOT paste as image.
- Be sure to copy & paste just the table or chart first, then copy & paste the title or any captions separately. Otherwise, it will convert to a low-resolution image that will look choppy at full poster size. In Word, move your mouse over the table until you see the selection icon in the upper-left corner of the table. Then click copy or type CTRL+C.
- Now paste into your poster file using the option for **"Use Destination Theme"** to match the rest of the poster, or **"Keep Source Formatting"** to retain colors and font styling from the original Word or Excel file. You should now be able to adjust the size of the table or chart as well as the font size without any resolution issues.

Table 2. Association between number of sinus infections the last 3 months and AR control

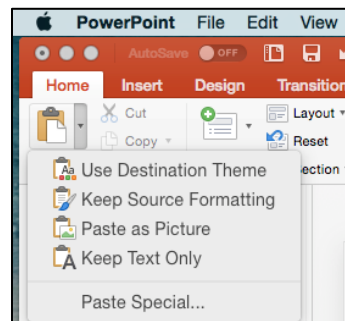
	Univariate		Multivariable <sup>1</sup>	
	RR <sup>2</sup>	P value	RR <sup>2</sup>	P value
RCAT score	0.90 (0.87 – 0.94)	< 0.001	0.92 (0.89 – 0.96)	< 0.001
Poor AR control <sup>3</sup>	1.89 (1.18 – 3.04)	0.008	1.70 (1.05 – 2.74)	0.031

<sup>1</sup>Controlling for age, gender, smoking history, asthma and use of any allergy medication (antihistamine or intranasal corticosteroid spray)  
<sup>2</sup>Relative risk  
<sup>3</sup>RCAT score < 22

PC



Mac



## Ensuring images enlarge with high resolution

The key is to not distort the dimensions and, of course, to start with a high-resolution image. Once you paste the image into your poster, Right Click and select Format Size and Position. Next, under the Size dropdown, make sure "Lock Aspect Ratio" and "Relative to original picture size" are checked.

- Place graphics such as digital photos or logo art in your poster file by selecting the "Insert, Picture" command or using standard copy & paste procedures.
- For best results all graphic elements should be a minimum of 150dpi (dots per inch) in their final printed size, and 300dpi is ideal.
- Please note that graphics from websites (such as the logos on your hospital's or university's home page) will quite often only be 72dpi and are not suitable for poster printing.

## Font Selection

- Sans-serif fonts such as Calibri, Franklin Gothic, or Gill Sans are easier to read on posters that are being read from 3 or more feet away.

## Font size

- Recommended fonts for reading from a distance of 4-5 feet.
  - Title: 72pt or larger
  - Authors/Affiliations: 40-60pt
  - Headers: 48pt
  - Body text: 28pt minimum, 32-40pt is ideal
  - Captions: 24pt

## Other font considerations

- For consistency, use the same font for all body text.
- Use the same size font for like elements (i.e. - all section headers at 48pt)
- Try not to use more than two font types in the entire poster.
- Do not use Comic Sans font. Ever. Seriously.

## Color contrast

- The most important thing to remember about color combinations is contrast. Use a **dark font on a light background for the main body text** as this will be the easiest for your viewers to read. Black, dark gray, or dark blue text on a white or off-white background is a good choice for maximum acuity with minimal eye strain. For areas such as the title or section headers, use a light-colored font on a dark background.

## How will your printed colors compare to your screen

- The colors on your monitor are "additive" - in other words, various wavelengths of *projected light* are combined to create a specific color. Blue and red make purple, red and green make yellow, blue/red/green combine to yield white, and so on. Printed colors, on the other hand, are "subtractive" - combinations of cyan, magenta, yellow, and black ink are layered to *absorb light* until a specific color is achieved. As a result, printed colors will always appear different, often somewhat darker, than what you see on your screen. The dark blues in PowerPoint tend to print with more of a purplish color. The oranges tend to print more reddish, or even toward brown.

## Other color considerations

- Try not to use more than 2-3 colors throughout the entire poster.
- Use the poster's color theme throughout all charts and tables for consistency.
- Avoid large, distracting background images and patterns.
- Avoid using red and green in combination because some people have difficulty distinguishing between the two.

For more details on preparing your file, please go to <https://www.genigraphics.com/fileprep>

## Screenshot Instructions for Ordering Poster Printing

Go to <https://www.genigraphics.com/oarsi>

### OARSI 2026 World Congress On Osteoarthritis: Poster Session Services

OARSI 2026 World Congress On Osteoarthritis

Links open in new tab/window.

Plan Ahead order deadline is **1:00 PM CT on Friday, April 10, 2026**  
RUSH order deadline is **1:00 PM CT on Tuesday, April 14, 2026** (rush fee applies)

[Conference Website](#)

[ResearchPosters.com](#)

OSTEOARTHRITIS RESEARCH SOCIETY INTERNATIONAL has partnered with Genigraphics to provide poster printing and onsite delivery services for the OARSI 2026 World Congress On Osteoarthritis. Place your order by the deadline above and pick up your poster at the meeting in West Palm Beach.

Click the expand symbol (⊕) of each section to view complete details.

#### ⊕ POSTER SESSION SCHEDULE

#### ⊕ POSTER FORMAT REQUIREMENTS & FREE POWERPOINT TEMPLATES

#### ⊕ POSTER PRINTING

[Click for PDF with Pricing, FAQ & Step-by-Step Instructions](#)

Already registered: Please sign in

Email Address:

Password:

☐ Remember me on this computer

I forgot my [password](#)

[Sign In](#)

First visit: Create a new account

Name:

Email Address:

Confirm Email:

Password:

Confirm Password:

Password Reminder Question:

Select a question

Your Answer:

[Create Account](#)



## POSTER PRINTING

All Poster Presenters are required to display a printed poster. Genigraphics offers free design reviews and on-site delivery. We print from all of the major presentation and design applications: PowerPoint, Illustrator, InDesign, Keynote, and more. No one matches our personal service, quality printing, and attention to detail.

Please note that if your file's page size does not match the order, we will change your order for your convenience to a size that is proportional to your file and within your conference's guidelines. There will be no increase in cost or anything further for you to do unless we contact you.

Plan Ahead order deadline is **1:00 PM Central Time on Friday, April 10, 2026.**

RUSH order deadline is **1:00 PM Central Time on Tuesday, April 14, 2026.**

A Rush Fee of \$30.00 will apply to orders received after the Plan Ahead Deadline on Friday, April 10, 2026.

Enter Poster or Abstract Number

GO



## POSTER PRINTING

All Poster Presenters are required to display a printed poster. Genigraphics offers free design reviews and on-site delivery. We print from all of the major presentation and design applications: PowerPoint, Illustrator, InDesign, Keynote, and more. No one matches our personal service, quality printing, and attention to detail.

Please note that if your file's page size does not match the order, we will change your order for your convenience to a size that is proportional to your file and within your conference's guidelines. There will be no increase in cost or anything further for you to do unless we contact you.

Plan Ahead order deadline is **1:00 PM Central Time on Friday, April 10, 2026.**

RUSH order deadline is **1:00 PM Central Time on Tuesday, April 14, 2026.**

A Rush Fee of \$30.00 will apply to orders received after the Plan Ahead Deadline on Friday, April 10, 2026.


Enter Poster or Abstract Number

GO

Poster No: Demo    Poster Title

NOTE: If multiple titles are listed, select the correct Title and click Order Poster below.  
If the correct Title is not listed, please enter a different number.

Order Poster



## POSTER PRINTING


All Poster Presenters are required to display a printed poster. Genigraphics offers free design reviews and on-site delivery. We print from all of the major presentation and design applications: PowerPoint, Illustrator, InDesign, Keynote, and more. No one matches our personal service, quality printing, and attention to detail.

Please note that if your file's page size does not match the order, we will change your order for your convenience to a size that is proportional to your file and within your conference's guidelines. There will be no increase in cost or anything further for you to do unless we contact you.


Plan Ahead order deadline is **1:00 PM Central Time on Friday, April 10, 2026.**

RUSH order deadline is **1:00 PM Central Time on Tuesday, April 14, 2026.**

A Rush Fee of \$30.00 will apply to orders received after the Plan Ahead Deadline on Friday, April 10, 2026.

Click the expand symbol (  ) of each section to view complete details.


### STEP 1:

 Choose the Turnaround Time for this order.


Turnaround Time:

Delivery Date: Deliver by Tuesday, April 21


### STEP 2:

 Choose the Size, Quantity, and Paper Finish.

Poster Size (H x W): ☒ in ☐ cm  
 Or Custom Size:  x

Quantity:   Finish:


### STEP 3:

 Choose additional options.

Color Handouts:  Quantity per poster:

Poster Tube:  Adjusts from 28" to 50", with carry strap (\$27.00)

### STEP 4:

 Select the ePoster file(s) to be printed



Type of File:

Items: \$0.00

Shipping: \$0.00

Total Estimate: \$0.00



## POSTER PRINTING

All Poster Presenters are required to display a printed poster. Genigraphics offers free design reviews and on-site delivery. We print from all of the major presentation and design applications: PowerPoint, Illustrator, InDesign, Keynote, and more. No one matches our personal service, quality printing, and attention to detail.

Please note that if your file's page size does not match the order, we will change your order for your convenience to a size that is proportional to your file and within your conference's guidelines. There will be no increase in cost or anything further for you to do unless we contact you.

Plan Ahead order deadline is **1:00 PM Central Time on Friday, April 10, 2026.**

RUSH order deadline is **1:00 PM Central Time on Tuesday, April 14, 2026.**

A Rush Fee of \$30.00 will apply to orders received after the Plan Ahead Deadline on Friday, April 10, 2026.

Click the expand symbol (⊕) of each section to view complete details.

### STEP 1:

⊕ Choose the Turnaround Time for this order.

Turnaround Time: Deliver Direct To Conference

Delivery Date: Deliver by Tuesday, April 21

### STEP 2:

⊕ Choose the Size, Quantity, and Paper Finish.

Poster Size (H x W): ☒ in ☐ cm  
 45in x 45in Or Custom Size: height x width

Quantity: 1 Finish: Premium Satin Paper

### STEP 3:

⊕ Choose additional options.

Color Handouts: 8.5 x 11 (\$1.00 each) Quantity per poster: 0

Poster Tube: 0 Adjusts from 28" to 50", with carry strap (\$27.00)

### STEP 4:

⊕ Select the ePoster file(s) to be printed

Click to Start Upload... demo.pptx 31 KB 0%

Type of File: PDF file is preferred. If PPT, please click to select version

Items: \$0.00

Shipping: \$0.00

Total Estimate: \$0.00



## POSTER PRINTING

All Poster Presenters are required to display a printed poster. Genigraphics offers free design reviews and on-site delivery. We print from all of the major presentation and design applications: PowerPoint, Illustrator, InDesign, Keynote, and more. No one matches our personal service, quality printing, and attention to detail.

Please note that if your file's page size does not match the order, we will change your order for your convenience to a size that is proportional to your file and within your conference's guidelines. There will be no increase in cost or anything further for you to do unless we contact you.

Plan Ahead order deadline is **1:00 PM Central Time on Friday, April 10, 2026.**

RUSH order deadline is **1:00 PM Central Time on Tuesday, April 14, 2026.**

A Rush Fee of \$30.00 will apply to orders received after the Plan Ahead Deadline on Friday, April 10, 2026.

Click the expand symbol (+) of each section to view complete details.

### STEP 1:



Choose the Turnaround Time for this order.

Turnaround Time:

Deliver Direct To Conference

Delivery Date:

Deliver by Tuesday, April 21

### STEP 2:



Choose the Size, Quantity, and Paper Finish.

Poster Size (H x W):

☒ in ☐ cm

45in x 45in

Or Custom Size:

height

x

width

Quantity:

1



Finish:

Premium Satin Paper

### STEP 3:



Choose additional options.

Color Handouts:

8.5 x 11 (\$1.00 each)

Quantity per poster:

0

Poster Tube:

0

Adjusts from 28" to 50", with carry strap (\$27.00)

File: OARSI2026\_Demo\_demo\_UploadID-104511.pptx

PC

Remove File

Items Total: \$104.00



Add to Shopping Cart

Genigraphics is not responsible for shipments lost or delayed once they are handed off to the shipping carrier.

## OARSI 2026 World Congress On Osteoarthritis: Poster Session Services

### SHOPPING CART

Order Date: January 6, 2026

Turnaround Time:

Delivery Date: Deliver by Tuesday, April 21

Item: OARSI2026 Poster - Premium Sa Size: 45in x 45in Qty: 1 Price: \$104.00 Subtotal: \$104.00 [Remove Item](#)


File: OARSI2026\_Demo\_demo\_UploadID-104511.pptx [PC]

Enter person(s) authorized to pick up your poster.  
If multiple people, separate them with a semicolon ';'.

Items Total: \$104.00

Add Additional Poster(s)

Proceed to Checkout



## OARSI 2026 World Congress On Osteoarthritis: Poster Session Services

### SHOPPING CART

Order Date: January 6, 2026

Turnaround Time:

Delivery Date: Deliver by Tuesday, April 21

#### Billing Address

**Bold** = required fields

**Name**

Company / Organization

Department

**Address**

**City**

**State / Province**

**Country**

**Phone**

Bill shipping to FedEx Account

#### Payment Information

**Type of Card**

**Credit Card Number**

**Expiration Date**

**Name on Card**

#### Shipping Address

**Name**

Company / Organization

Department

**Address**

**City**

**State / Province**

**Zip / Postal Code**

**Country**

**Phone**

Ext.

**Residential Address** ☐ **Commercial Address** ☒

#### Contact Information

Please let us know how you can be reached should we have questions regarding your order.

**Phone**

**Email**

#### Special Instructions

Add any special instructions for this order here.

Items Total: \$104.00

**Proceed to Shipping Calculation & Order Summary**

*Please note: This action WILL NOT charge your credit card.*

## OARSI 2026 World Congress On Osteoarthritis: Poster Session Services

### SHOPPING CART

Order Date: January 6, 2026

Turnaround Time: Deliver Direct To Conference

Delivery Date: Deliver by Tuesday, April 21

#### Billing Address

#### Payment Information

#### Shipping Address

Type of Card  
Card Number  
Expiration  
Name on Card

#### Contact Information

Phone  
Email

Dillon Hall  
Palm Beach County Convention Center  
Genographics Poster Booth  
650 Okeechobee Blvd  
West Palm Beach FL 33401  
United States  
913-441-1410

Bill shipping to FedEx Account :

Residential: ☐ Commercial: ☒

#### Order Details

Item	Size	Quantity	Unit Price	Subtotal
OARSI2026 Poster - Premium Satin Paper	45in x 45in	1	\$104.00	\$104.00
File: OARSI2026_Demo_demo_UploadID-104511.pptx [PC]				

#### Special Instructions

Add any special instructions for this order here.

Credit cards are not charged until we begin to process the order. If you see a pending charge before this, it is an authorization hold to ensure the funds are available.

Every order receives a free design review prior to printing. If changes need to be made we will contact you for approval. If there are no questions or concerns, you will not be contacted.

By clicking on PLACE ORDER, customer agrees to the [Payments and Returns Policy](#).

Subtotal:	\$104.00
Shipping:	\$12.00
IL Sales Tax 8.100%:	0.00
<b>Order Total:</b>	<b>\$116.00</b>

**NOTE: Do not click Place Order more than once or it will cause multiple billing.**



Place Order

Please note: This action WILL NOT charge your credit card.