termis

Ordering Poster Printing to be Picked Up at TERMIS World Congress 2024

Poster Size and Pricing for Plan Ahead Orders

Posters should be no larger than 48-inches high and 48-inches wide (122 cm high by 122 cm wide) landscape. Our above templates for printing at the 44” x 44”. Custom sizes can also be ordered. Please see next page for descriptions of the material options.

Material	44” high x 44” wide
Premium Matte Paper	$87
Premium Satin Paper	$99
Photo Glossy Paper	$99
Poly Matte	$122
Foldable Fabric	$141
Gloss Lamination	$121
Matte Lamination	$129
Matte Vinyl	$120

Service	Price	
Shipping to Conference before Plan Ahead Deadline	$	10
Color Handouts 8.5”x11”	$	1.00
Color Handouts 8.5”x14”	$	1.35
Color Handouts 11”x17”	$	1.75
Poster Carry Tube	$	27

Deadlines

Plan Ahead order deadline is **1:00 PM Central Time on Monday, June 10, 2024**.
RUSH order deadline is **1:00 PM Central Time on Monday, June 17, 2024**.
A Rush Fee of $50.00 will apply to orders received after the Plan Ahead Deadline on June 10, 2024.

Ordering

PowerPoint and PDF are acceptable.
Please add your poster number to the beginning of your file name.

Contact Genigraphics

info@genigraphics.com
+1-913-441-1410 (Monday-Friday 9am – 5pm Central)
Toll free at 1-800-790-4001 (US and Canada)

termis

Material Selection

Material	Recommended Use
Premium Matte Paper	• Our most economical material • Durable 45lb poster stock • Great choice for prints that consist mainly of text, tables and charts
Premium Satin	• Heavyweight poster grade paper with a premium satin finish • Smudge-free satin finish reduces glare while producing vivid colors and sharp images • Ideal for poster printing. Best value for one-time use
Photo Glossy Paper	• 7 mil poster grade paper • Our most popular choice • Delivers vibrant color and exceptional image reproduction
Poly Matte	• Premium lightweight material that is tear-resistant and water-resistant for a lasting display and easy handling • Smooth, matte finish to prevent glare • Vibrant color and image quality • Durability that is essential for longer term indoor displays, multiple showings and travel
Foldable Fabric	• Fold it up and pack it your carry on luggage • Same great color and high-quality images as our paper posters • Wrinkle-resistant so no creases • Neat edges for a professional appearance
Laminated Paper	• For long term display, choose gloss lamination or our anti-glare matte lamination • Our laminations are 'hot-applied' to both sides of your print for full encapsulation with an overall thickness of approximately 16 mils • Heavier weight than the Poly Matte which is also great for long term display
Matte Vinyl	• Printed at 720dpi on a rugged 13-oz material • Option to have the edges hemmed and grommets added at no extra charge (please specify in the Special Instructions if you want hems and/or grommets)

termis

FAQs

How do I start the process for ordering a poster?

- Please have your Poster number and go to https://www.genigraphics.com/TERMIS
- Go to the Poster Printing section and create a Genigraphics account.
- Enter your Poster #.
- For step-by-step screenshot instructions, please see page 5.

Do I have to finish my poster all at one time?

- No, you can download the free PowerPoint® templates and work on it at your convenience.

How do I order multiple posters?

- To order multiple posters, please select each abstract individually. Once you have added the first poster to your shopping cart, select Add Additional Poster(s).

How can I view the status of my order or access my receipt?

- Please go to https://www.genigraphics.com/TERMIS
- Click View Your Existing Order then click Show Orders to see the processing and billing status
- Click on your Order # to view your receipt

What if I discover an error in my poster file after I submit my order?

- Please go to https://www.genigraphics.com/TERMIS, enter your poster number and select "Replacement."
- If we have not started processing your file, you will see "This order has not yet been processed. Please click here to select the order, remove your original file and upload a new file."
- A PDF of your order will open; please click "Remove File" and then "Add File."
- If processing has begun, you will get a message stating this. In this case, you will need to purchase a new order.

File types are accepted?

- Adobe PDF and PowerPoint files.

Crop and bleed marks?

- PDFs should be print ready with NO crop or bleed marks.

Proof approval?

- Due to the large number of posters that need processed for our conferences, we do not have the staff necessary to provide proofs.
- To see a proof, simply save to PDF. We print directly from PDF so this is what we would send as a proof. We only print poster sizes proportional to the file's slide size so viewing your file at the corresponding view percentage is exactly what the print will be. For example, if your file is going to be printed 2X larger than the slide size, please view at 200%.

Can I use my own template or an existing poster file?

- Yes, other templates are acceptable.
- Please check that the size of your poster slide will scale to the print size you want. (see below)

How do I know if my poster file has the same ratio as my print order?

termis

- For PowerPoint, select the Design tab of the toolbar ribbon
  - Select Slide Size in near the far-right end of the toolbar.
  - Select Custom Slide Size.
  - For more information, see our gif tutorial at https://www.genigraphics.com/fileprep

Pasting tables and charts so they enlarge with high resolution

- To import an existing table or chart from Word, Excel or another PowerPoint file, the most important step is to NOT paste as image.
- Be sure to copy & paste just the table or chart first, then copy & paste the title or any captions separately. Otherwise, it will convert to a low-resolution image that will look choppy at full poster size. In Word, move your mouse over the table until you see the selection icon in the upper-left corner of the table. Then click copy or type CTRL+C.

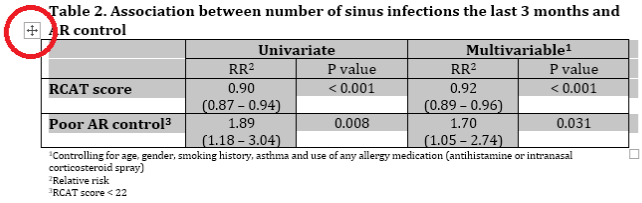

Table 2. Association between number of sinus infections the last 3 months and AR control

	Univariate		Multivariable[1]	
	RR[2]	P value	RR[2]	P value
RCAT score	0.90 (0.87 – 0.94)	< 0.001	0.92 (0.89 – 0.96)	< 0.001
Poor AR control[3]	1.89 (1.18 – 3.04)	0.008	1.70 (1.05 – 2.74)	0.031

[1]Controlling for age, gender, smoking history, asthma and use of any allergy medication (antihistamine or intranasal corticosteroid spray)
[2]Relative risk
[3]RCAT score < 22

- Now paste into your poster file using the option for **"Use Destination Theme"** to match the rest of the poster, or **"Keep Source Formatting"** to retain colors and font styling from the original Word or Excel file. You should now be able to adjust the size of the table or chart as well as the font size without any resolution issues.

PC

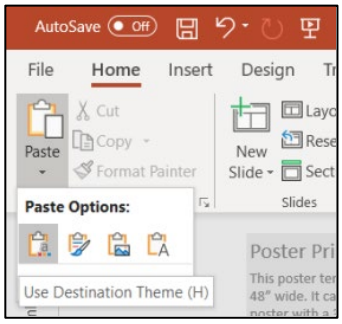

Mac

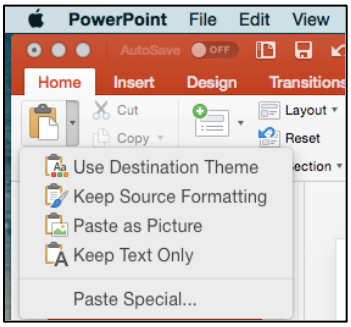

Ensuring images enlarge with high resolution

The key is to not distort the dimensions and, of course, to start with a high-resolution image. Once you paste the image into your poster, Right Click and select Format Size and Position. Next, under the Size dropdown, make sure “Lock Aspect Ratio” and "Relative to original picture size" are checked.

- Place graphics such as digital photos or logo art in your poster file by selecting the "Insert, Picture" command or using standard copy & paste procedures.
- For best results all graphic elements should be a minimum of 150dpi (dots per inch) in their final printed size, and 300dpi is ideal.
- Please note that graphics from websites (such as the logos on your hospital's or university's home page) will quite often only be 72dpi and are not suitable for poster printing.

termis

Font Selection

- Sans-serif fonts such as Calibri, Franklin Gothic, or Gill Sans are easier to read on posters that are being read from 3 or more feet away.

Font size

- Recommended fonts for reading from a distance of 4-5 feet.
    - Title: 72pt or larger
    - Authors/Affiliations: 40-60pt
    - Headers: 48pt
    - Body text: 28pt minimum, 32-40pt is ideal
    - Captions: 24pt

Other font considerations

- For consistency, use the same font for all body text.
- Use the same size font for like elements (i.e. - all section headers at 48pt)
- Try not to use more than two font types in the entire poster.
- Do not use Comic Sans font. Ever. Seriously.

Color contrast

- The most important thing to remember about color combinations is contrast. Use a **dark font on a light background for the main body text** as this will be the easiest for your viewers to read. Black, dark gray, or dark blue text on a white or off-white background is a good choice for maximum acuity with minimal eye strain. For areas such as the title or section headers, use a light-colored font on a dark background.

How will your printed colors compare to your screen

- The colors on your monitor are "additive" - in other words, various wavelengths of *projected light* are combined to create a specific color. Blue and red make purple, red and green make yellow, blue/red/green combine to yield white, and so on. Printed colors, on the other hand, are "subtractive" - combinations of cyan, magenta, yellow, and black ink are layered to *absorb light* until a specific color is achieved. As a result, printed colors will always appear different, often somewhat darker, than what you see on your screen. The dark blues in PowerPoint tend to print with more of a purplish color. The oranges tend to print more reddish, or even toward brown.

Other color considerations

- Try not to use more than 2-3 colors throughout the entire poster.
- Use the poster's color theme throughout all charts and tables for consistency.
- Avoid large, distracting background images and patterns.
- Avoid using red and green in combination because some people have difficulty distinguishing between the two.

For more details on preparing your file, please go to https://www.genigraphics.com/fileprep

termis

Screenshot Instructions for Ordering Poster Printing and Hanging Services

Go to https://www.genigraphics.com/TREMIS

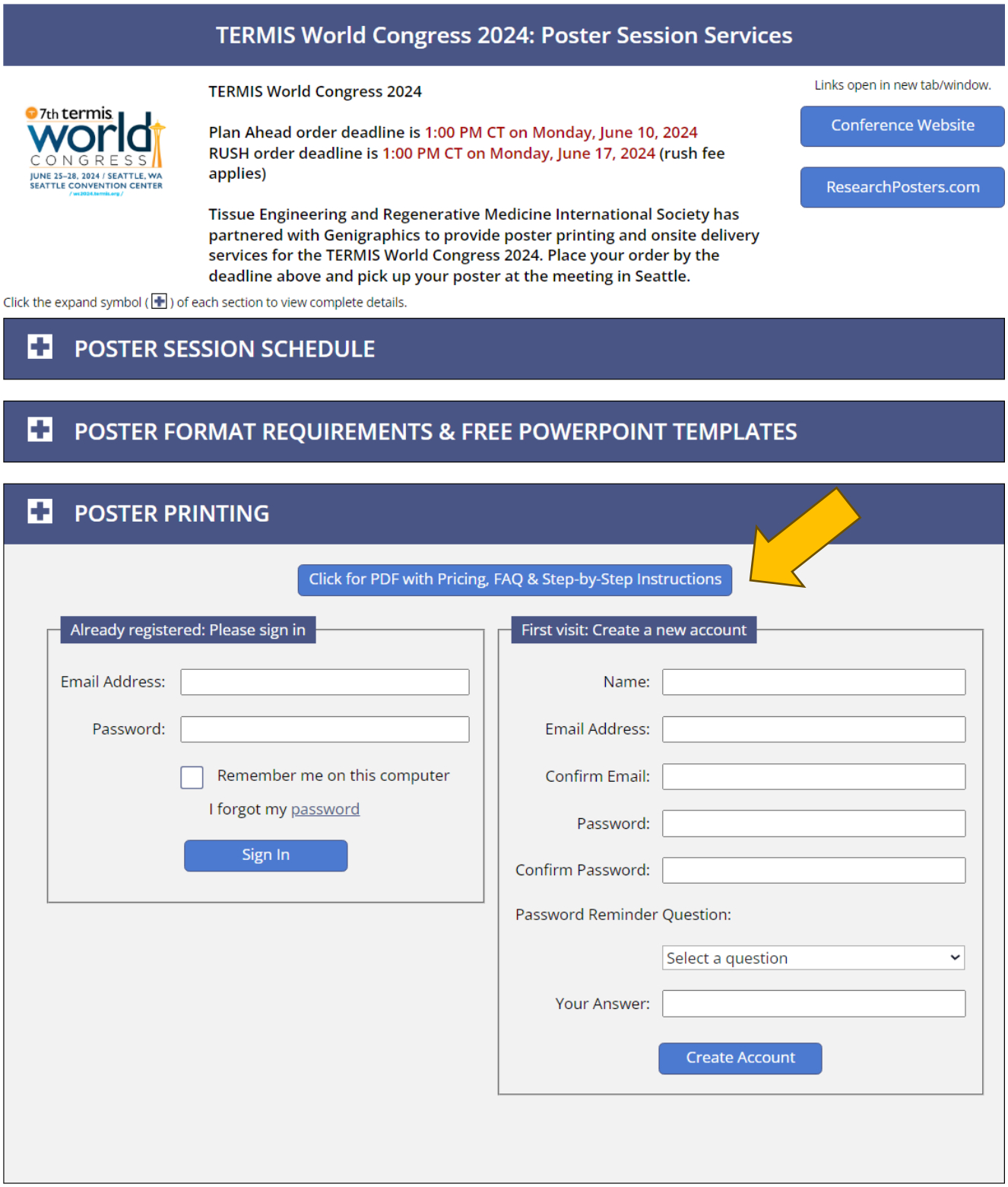

termis

TERMIS World Congress 2024: Poster Session Services

7th termis world CONGRESS
JUNE 25–28, 2024 / SEATTLE, WA
SEATTLE CONVENTION CENTER

TERMIS World Congress 2024

Plan Ahead order deadline is 1:00 PM CT on Monday, June 10, 2024
RUSH order deadline is 1:00 PM CT on Monday, June 17, 2024 (rush fee applies)

Tissue Engineering and Regenerative Medicine International Society has partnered with Genigraphics to provide poster printing and onsite delivery services for the TERMIS World Congress 2024. Place your order by the deadline above and pick up your poster at the meeting in Seattle.

Links open in new tab/window.

Conference Website

ResearchPosters.com

Click the expand symbol ( ) of each section to view complete details.

POSTER SESSION SCHEDULE

POSTER FORMAT REQUIREMENTS & FREE POWERPOINT TEMPLATES

POSTER PRINTING

All Poster Presenters are required to display a printed poster. Genigraphics offers free design reviews and on-site delivery. We print from all of the major presentation and design applications: PowerPoint, Illustrator, InDesign, Keynote, and more. No one matches our personal service, quality printing, and attention to detail.

Please note that if your file's page size does not match the order, we will change your order for your convenience to a size that is proportional to your file and within TERMIS's guidelines. There will be no increase in cost or anything further for you to do unless we contact you. Please click the + sign for step 2 when ordering for instructions on how to confirm that your file and order match.

Plan Ahead order deadline is 1:00 PM Central Time on Monday, June 10, 2024.
RUSH order deadline is 1:00 PM Central Time on Monday, June 17, 2024.
A Rush Fee of $50.00 will apply to orders received after the Plan Ahead Deadline on Monday, June [illegible], 2024.

Enter Poster or Abstract Number GO

termis

POSTER PRINTING

All Poster Presenters are required to display a printed poster. Genigraphics offers free design reviews and on-site delivery. We print from all of the major presentation and design applications: PowerPoint, Illustrator, InDesign, Keynote, and more. No one matches our personal service, quality printing, and attention to detail.

Please note that if your file's page size does not match the order, we will change your order for your convenience to a size that is proportional to your file and within TERMIS's guidelines. There will be no increase in cost or anything further for you to do unless we contact you. Please click the + sign for step 2 when ordering for instructions on how to confirm that your file and order match.

Plan Ahead order deadline is **1:00 PM Central Time on Monday, June 10, 2024.**

RUSH order deadline is **1:00 PM Central Time on Monday, June 17, 2024.**

A Rush Fee of $50.00 will apply to orders received after the Plan Ahead Deadline on Monday, June 10, 2024.

Enter Poster or Abstract Number A0Demo GO

Poster No: A0Demo Poster Title
Demo

NOTE: If multiple titles are listed, select the correct Title and click Order Poster below.
If the correct Title is not listed, please enter a different nu



Order Poster

termis

POSTER PRINTING

All Poster Presenters are required to display a printed poster. Genigraphics offers free design reviews and on-site delivery. We print from all of the major presentation and design applications: PowerPoint, Illustrator, InDesign, Keynote, and more. No one matches our personal service, quality printing, and attention to detail.

Please note that if your file's page size does not match the order, we will change your order for your convenience to a size that is proportional to your file and within TERMIS's guidelines. There will be no increase in cost or anything further for you to do unless we contact you. Please click the + sign for step 2 when ordering for instructions on how to confirm that your file and order match.

Plan Ahead order deadline is 1:00 PM Central Time on Monday, June 10, 2024.

RUSH order deadline is 1:00 PM Central Time on Monday, June 17, 2024.

A Rush Fee of $50.00 will apply to orders received after the Plan Ahead Deadline on Monday, June 10, 2024.

Click the expand symbol ( ) of each section to view complete details.

STEP 1:

Choose the Turnaround Time for this order.

Turnaround Time: Deliver Direct To Conference

Delivery Date: Deliver by Friday, June 21

STEP 2:

Choose the Size, Quantity, and Paper Finish.

Poster Size (H x W): in cm — Select — **Or Custom Size:** height x width

Quantity: 1 **Finish:** Photo Glossy Paper

STEP 3:

Choose additional options.

Color Handouts: 8.5 x 11 ($1.00 each) **Quantity per poster:** 0

Poster Tube: 0 Adjusts from 28" to 50", with carry strap ($27.00)

STEP 4:

Select the ePoster file(s) to be printed

Add Poster...

Type of File: PDF file is preferred. If PPT, please click to select version

Items: $0.00 **Shipping: $0.00** **Total Estimate: $0.00**

termis

POSTER PRINTING

All Poster Presenters are required to display a printed poster. Genigraphics offers free design reviews and on-site delivery. We print from all of the major presentation and design applications: PowerPoint, Illustrator, InDesign, Keynote, and more. No one matches our personal service, quality printing, and attention to detail.

Please note that if your file's page size does not match the order, we will change your order for your convenience to a size that is proportional to your file and within TERMIS's guidelines. There will be no increase in cost or anything further for you to do unless we contact you. Please click the + sign for step 2 when ordering for instructions on how to confirm that your file and order match.

Plan Ahead order deadline is 1:00 PM Central Time on Monday, June 10, 2024.

RUSH order deadline is 1:00 PM Central Time on Monday, June 17, 2024.

A Rush Fee of $50.00 will apply to orders received after the Plan Ahead Deadline on Monday, June 10, 2024.

Click the expand symbol ( ) of each section to view complete details.

STEP 1:

Choose the Turnaround Time for this order.

Turnaround Time: Deliver Direct To Conference

Delivery Date: Deliver by Friday, June 21

STEP 2:

Choose the Size, Quantity, and Paper Finish.

Poster Size (H x W): in cm — 44in x 44in — Or Custom Size: height x width

Quantity: 1 — Finish: Poly Matte

STEP 3:

Choose additional options.

Color Handouts: 8.5 x 11 ($1.00 each) — Quantity per poster: 20

Poster Tube: 1 Adjusts from 28" to 50", with carry strap ($27.00)

STEP 4:

Select the ePoster file(s) to be printed

Click to Start Upload... Demo.pptx 31 KB 0%

Type of File: PC

Items: $0.00 | **Shipping: $0.00** | **Total Estimate: $0.00**

termis

POSTER PRINTING

All Poster Presenters are required to display a printed poster. Genigraphics offers free design reviews and on-site delivery. We print from all of the major presentation and design applications: PowerPoint, Illustrator, InDesign, Keynote, and more. No one matches our personal service, quality printing, and attention to detail.

Please note that if your file's page size does not match the order, we will change your order for your convenience to a size that is proportional to your file and within TERMIS's guidelines. There will be no increase in cost or anything further for you to do unless we contact you. Please click the + sign for step 2 when ordering for instructions on how to confirm that your file and order match.

Plan Ahead order deadline is **1:00 PM Central Time on Monday, June 10, 2024**.

RUSH order deadline is **1:00 PM Central Time on Monday, June 17, 2024**.

A Rush Fee of $50.00 will apply to orders received after the Plan Ahead Deadline on Monday, June 10, 2024.

Click the expand symbol ( ) of each section to view complete details.

STEP 1:

Choose the Turnaround Time for this order.

Turnaround Time: Deliver Direct To Conference

Delivery Date: Deliver by Friday, June 21

STEP 2:

Choose the Size, Quantity, and Paper Finish.

Poster Size (H x W): in cm — 44in x 44in — **Or Custom Size:** height x width

Quantity: 1 **Finish:** Poly Matte

STEP 3:

Choose additional options.

Color Handouts: 8.5 x 11 ($1.00 each) **Quantity per poster:** 20

Poster Tube: 1 Adjusts from 28" to 50", with carry strap ($27.00)

File: TERMIS2024_A0Demo_Demo_UploadID-121250.pptx PC Remove File

Items Total: $169.00

Add to Shopping Cart

Genigraphics is not responsible for shipments lost or delayed once they are handed off to the shipping carrier.

termis

TERMIS World Congress 2024: Poster Session Services

SHOPPING CART

Order Date: April 9, 2024

Turnaround Time: Deliver Direct To Conference

Delivery Date: Deliver by Friday, June 21

Item: TERMIS2024 Poster - Poly Matte | Size: 44in x 44in | Qty: 1 | Price: $122.00 | Subtotal: $122.00 | Remove Item

File: TERMIS2024_A0Demo_Demo_UploadID-121250.pptx [PC]

Item: Color Handouts - 8.5 x 11 | Qty: 20 | Price: $1.00 | Subtotal: $20.00 | Remove Item

Item: Poster Carry Tube with Strap | Qty: 1 | Price: $27.00 | Subtotal: $27.00 | Remove Item

Enter person(s) authorized to pick up your poster.
If multiple people, separate them with a semicolon ';'

Items Total: $169.00

Add Additional Poster(s)

Proceed to Checkout



termis

SHOPPING CART

Order Date: April 9, 2024

Turnaround Time: Deliver Direct To Conference

Delivery Date: Deliver by Friday, June 21

Billing Address

Bold = required fields

Name
Company / Organization
Department
Address
City
State / Province
Country
Phone
Bill shipping to FedEx Account

Shipping Address

Name Christa Stiles
Company / Organization Seattle Convention Center
Department
Address 800 Convention Pl
City Seattle
State / Province WA **Zip / Postal Code** 98101
Country United States
Phone (206) 694-5000 Ext.
Residential Address **Commercial Address**

Payment Information

Type of Card
Credit Card Number
Expiration Date
Name on Card

Contact Information

Please let us know how you can be reached should we have questions regarding your order.

Phone
Email

Special Instructions

Add any special instructions for this order here.

Items Total: $169.00

Proceed to Shipping Calculation & Order Summary

Please note: This action WILL NOT charge your credit card.


termis

termis

ACTRIMS Forum 2024: Poster Session Services

SHOPPING CART

Order Date: December 19, 2023

Turnaround Time: Deliver Direct To Conference

Delivery Date: Deliver by Tuesday, February 27

Billing Address

Bold = required fields

Name

Company / Organization

Department

Address

City

State / Province

Country

Phone

Bill shipping to FedEx Account

Shipping Address

Name Christa Stiles

Company / Organization Palm Beach County Convention Center

Department

Address 650 Okeechobee Blvd

City West Palm Beach

State / Province FL **Zip / Postal Code** 33401

Country United States

Phone (608) 310-7547 Ext.

Residential Address **Commercial Address**

Payment Information

Type of Card

Credit Card Number

Expiration Date

Name on Card

Contact Information

Please let us know how you can be reached should we have questions regarding your order.

Phone

Email

Special Instructions

Add any special instructions for this order here.

Items Total: $155.00

Proceed to Shipping Calculation & Order Summary

Please note: This action WILL NOT charge your credit card.

termis

TERMIS World Congress 2024: Poster Session Services

SHOPPING CART

Order Date: April 9, 2024

Turnaround Time: Deliver Direct To Conference

Delivery Date: Deliver by Friday, June 21

Billing Address

Payment Information

Type of Card
Card Number
Expiration
Name on Card

Contact Information

Phone Genigraphics
Email info@genigraphics.com

Shipping Address

Christa Stiles
Seattle Convention Center
800 Convention Pl
Seattle WA 98101
United States
(206) 694-5000

Bill shipping to FedEx Account :

Residential: ○ **Commercial:** ◉

Order Details

Item	Size	Quantity	Unit Price	Subtotal
TERMIS2024 Poster - Poly Matte	44in x 44in	1	$122.00	$122.00
File: TERMIS2024_A0Demo_Demo_UploadID-121250.pptx [PC]				
Color Handouts - 8.5 x 11		20	$1.00	$20.00
Poster Carry Tube with Strap		1	$27.00	$27.00

Special Instructions

Add any special instructions for this order here.

Credit cards are not charged until we begin to process the order. If you see a pending charge before this, it is an authorization hold to ensure the funds are available.

Every order receives a free design review prior to printing. If changes need to be made we will contact you for approval. If there are no questions or concerns, you will not be contacted.

By clicking on PLACE ORDER, customer agrees to the Payments and Returns Policy.

Subtotal:	$169.00
Shipping:	$10.00
IL Sales Tax 8.100%:	0.00
Order Total:	**$179.00**

NOTE: Do not click Place Order more than once or it will cause multiple billing.

Place Order

Please note: This action WILL NOT charge your credit card.